


QUARTERLY REPORT OF REVENUE AND OTHER RECEIPTS
As at the Quarter Ending March 31, 2024


Department : Department of Agriculture (DA)
 Agency/Entity : National Fisheries Research and Development Institute
 Operating Unit : < not applicable >
 Organization Code (UACS) : 05 014 0000000
 Fund Cluster : 01 - Regular Agency Fund

Classification/Sources of Revenue and Other Receipts	UACS CODE	REVENUE TARGET (Annual) per BESF	Actual Revenue and Other Receipts Collections					Cumulative Remittance/Deposits to Date			Variance		Remarks
			1st Quarter Ending March 31	2nd Quarter Ending June 30	3rd Quarter Ending September 30	4th Quarter Ending December 31	Total	Remittance to BTr	Deposited with AGDB	Total	Amount	%	
1	2	3	4	5	6	7	8=(4+5+6+7)	9	10	11=(9+10)	12=(8-3)	13=(12/3)	14
Regular Agency Fund		0.00	11,511,931.56	0.00	0.00	0.00	11,511,931.56	296,247.31	11,215,684.25	11,511,931.56	11,511,931.56	0%	
Non-Revenue Collections/Other Receipts		0.00	11,511,931.56	0.00	0.00	0.00	11,511,931.56	296,247.31	11,215,684.25	11,511,931.56	11,511,931.56	0%	
Cash Receipts		0.00	11,511,931.56	0.00	0.00	0.00	11,511,931.56	296,247.31	11,215,684.25	11,511,931.56	11,511,931.56	0%	
Others		0.00	11,511,931.56	0.00	0.00	0.00	11,511,931.56	296,247.31	11,215,684.25	11,511,931.56	11,511,931.56	0%	
Due from National Government Agencies	1030301000	0.00	79,533.88	0.00	0.00	0.00	79,533.88	79,533.88	0.00	79,533.88	79,533.88	0%	
Advances for Special Disbursing Officer	1990103000	0.00	13,947.78	0.00	0.00	0.00	13,947.78	13,947.78	0.00	13,947.78	13,947.78	0%	
Advances to Officers and Employees	1990104000	0.00	1,758.50	0.00	0.00	0.00	1,758.50	1,758.50	0.00	1,758.50	1,758.50	0%	
Due to NGAs	2020105000	0.00	11,114,684.25	0.00	0.00	0.00	11,114,684.25	0.00	11,114,684.25	11,114,684.25	11,114,684.25	0%	
Trust Liabilities	2040101000	0.00	101,000.00	0.00	0.00	0.00	101,000.00	0.00	101,000.00	101,000.00	101,000.00	0%	
Training Expenses	5020201002	0.00	201,007.15	0.00	0.00	0.00	201,007.15	201,007.15	0.00	201,007.15	201,007.15	0%	
GRAND TOTAL		0.00	11,511,931.56	0.00	0.00	0.00	11,511,931.56	296,247.31	11,215,684.25	11,511,931.56	11,511,931.56	0%	


Certified Correct:


CARLA MARIE S. TAPNIO
 CHIEF, ACCOUNTING SECTION
 Date: 04/25/2024

Recommending Approval:


MA. SALVACION R. FERRER
 CHIEF, FINANCE AND ADMINISTRATIVE DIVISION
 Date: 04/25/2024

Approved By:


DR. LILIAN C. GARCIA, CESO V
 EXECUTIVE DIRECTOR
 Date: 04/25/2024