

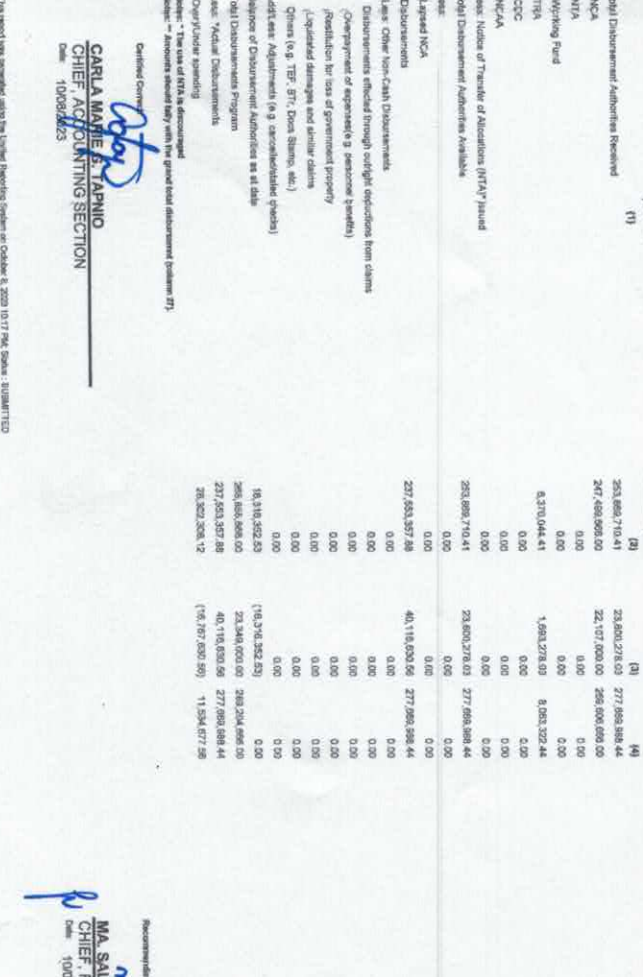
MONTHLY REPORT OF DISBURSEMENTS
For the month of September 2023


Department: Department of Agriculture (DA)
Agency/Unit: National Fisheries Research and Development Institute
Operating Unit: < not applicable >
Organization Code: 05 014 0000000
Fund Cluster: 01 - Regular Agency Fund


Particulars	Current Year Budget						Prior Year's Budget						Grand Total						Remarks
	PS	MOOE	FinEx	CO	TOTAL	PS	MOOE	FinEx	CO	TOTAL	PS	MOOE	FinEx	CO	TOTAL				
CASH DISBURSEMENTS	4,633,955.14	31,123,294.43	0.00	2,623,712.96	38,390,952.53	0.00	42,400.00	0.00	0.00	42,400.00	4,633,955.14	31,165,684.43	0.00	2,623,712.96	38,423,352.53				
Notice of Cash Allocation (NCA)	4,633,955.14	31,123,294.43	0.00	2,623,712.96	38,390,952.53	0.00	42,400.00	0.00	0.00	42,400.00	4,633,955.14	31,165,684.43	0.00	2,623,712.96	38,423,352.53				
MDS Checks Issued	1,296,580.28	2,100,174.73	0.00	0.00	3,396,755.01	0.00	0.00	0.00	0.00	0.00	1,296,580.28	2,100,174.73	0.00	0.00	3,396,755.01				
Advance to Debt Account	3,339,394.86	29,023,109.70	0.00	2,623,712.96	34,986,217.52	0.00	42,400.00	0.00	0.00	42,400.00	3,339,394.86	29,065,509.70	0.00	2,623,712.96	35,027,617.52				
Notice of Transfer Allocations (N/A)	0.00	0.00	0.00	0.00	0.00	0.00	0.00	0.00	0.00	0.00	0.00	0.00	0.00	0.00	0.00				
MDS Checks Issued	0.00	0.00	0.00	0.00	0.00	0.00	0.00	0.00	0.00	0.00	0.00	0.00	0.00	0.00	0.00				
Advance to Debt Account	0.00	0.00	0.00	0.00	0.00	0.00	0.00	0.00	0.00	0.00	0.00	0.00	0.00	0.00	0.00				
Working Fund for FAPs	0.00	0.00	0.00	0.00	0.00	0.00	0.00	0.00	0.00	0.00	0.00	0.00	0.00	0.00	0.00				
Cash Disbursement Ceiling (CDC)	0.00	0.00	0.00	0.00	0.00	0.00	0.00	0.00	0.00	0.00	0.00	0.00	0.00	0.00	0.00				
TOTAL CASH DISBURSEMENTS	4,633,955.14	31,123,294.43	0.00	2,623,712.96	38,390,952.53	0.00	42,400.00	0.00	0.00	42,400.00	4,633,955.14	31,165,684.43	0.00	2,623,712.96	38,423,352.53				
NON-CASH DISBURSEMENTS	330,572.86	350,037.79	0.00	1,012,667.38	1,693,278.03	0.00	0.00	0.00	0.00	0.00	330,572.86	350,037.79	0.00	1,012,667.38	1,693,278.03				
Tax Remittance Advices	330,572.86	350,037.79	0.00	1,012,667.38	1,693,278.03	0.00	0.00	0.00	0.00	0.00	330,572.86	350,037.79	0.00	1,012,667.38	1,693,278.03				
Non-Cash Availment Authority (NCAA)	0.00	0.00	0.00	0.00	0.00	0.00	0.00	0.00	0.00	0.00	0.00	0.00	0.00	0.00	0.00				
Disbursements effected through outright deductions from claims (please specify...)	0.00	0.00	0.00	0.00	0.00	0.00	0.00	0.00	0.00	0.00	0.00	0.00	0.00	0.00	0.00				
Overpayment of expense & personal benefits	0.00	0.00	0.00	0.00	0.00	0.00	0.00	0.00	0.00	0.00	0.00	0.00	0.00	0.00	0.00				
Restitution for loss of government property	0.00	0.00	0.00	0.00	0.00	0.00	0.00	0.00	0.00	0.00	0.00	0.00	0.00	0.00	0.00				
Liquidated damages and similar claims	0.00	0.00	0.00	0.00	0.00	0.00	0.00	0.00	0.00	0.00	0.00	0.00	0.00	0.00	0.00				
Others/TEF BT- Documentary Stamp Tax, etc.)	0.00	0.00	0.00	0.00	0.00	0.00	0.00	0.00	0.00	0.00	0.00	0.00	0.00	0.00	0.00				
TOTAL NON-CASH DISBURSEMENTS	330,572.86	350,037.79	0.00	1,012,667.38	1,693,278.03	0.00	0.00	0.00	0.00	0.00	330,572.86	350,037.79	0.00	1,012,667.38	1,693,278.03				
GRAND TOTAL	4,964,528.00	31,473,332.22	0.00	3,636,380.34	40,074,230.56	0.00	42,400.00	0.00	0.00	42,400.00	4,964,528.00	31,515,722.22	0.00	3,636,380.34	40,116,630.56				

SUMMARY

Particulars	Previous Report	This Month	As at Date
	(D)	(N)	(M)
Total Disbursement Authorities Received	253,689,710.41	23,693,278.03	277,989,888.44
NCA	247,459,959.00	22,107,000.00	269,566,959.00
N/A	0.00	0.00	0.00
Working Fund	0.00	0.00	0.00
TRF	0.00	0.00	0.00
CCC	0.00	0.00	0.00
HCFA	0.00	0.00	0.00
Letter of Transmittal of Allocations (LTA) Issued	253,689,710.41	23,693,278.03	277,989,888.44
Total Disbursement Authorities Available	253,689,710.41	23,693,278.03	277,989,888.44
Less: LTA	0.00	0.00	0.00
Disbursements	227,553,357.88	40,116,630.56	277,989,888.44
Less: Other Non-Cash Disbursements	0.00	0.00	0.00
Disbursements effected through outright deductions from claims	0.00	0.00	0.00
Overpayment of expense & personal benefits	0.00	0.00	0.00
Restitution for loss of government property	0.00	0.00	0.00
Liquidated damages and similar claims	0.00	0.00	0.00
Others (e.g. TEF, BT, Docs Stamp, etc.)	0.00	0.00	0.00
Adjustment Adjustments (e.g. cancellation/charge)	0.00	0.00	0.00
Balance of Disbursement Authorities as at date	18,136,352.53	116,746,352.23	348,244,666.00
Total Disbursements Program	227,553,357.88	40,116,630.56	277,989,888.44
Less: Medical Disbursements	0.00	0.00	0.00
Other/Under spending	28,320,308.12	176,127,020.59	11,594,677.98

Approved: 
MA. SALVAACION A. FERRER
 CHIEF FINANCING AND ADMINISTRATIVE DIVISION
 Date: 10/09/2023

Approved: 
DR. LILIAN C. GARCIA CESO V
 EXECUTIVE DIRECTOR
 Date: 10/09/2023

Checked: 
CARLA MARIE S. TAPIANO
 CHIEF ACCOUNTING SECTION
 Date: 10/09/2023

Notes: - The use of N/A is discouraged
 - Indicate stated item by the grand total disbursement column